


# ***Dong-Ah Geological Engineering Co., Ltd.***

## ***2017. 1Q***



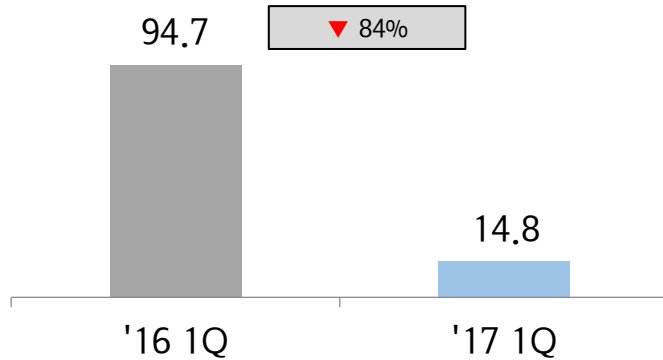


# *Contents*

- 1 **2017 1Q RESULTS**
- 2 **NEW ORDERS & CONTRACTS BALANCE**
- 3 **FINANCIAL STATEMENTS**

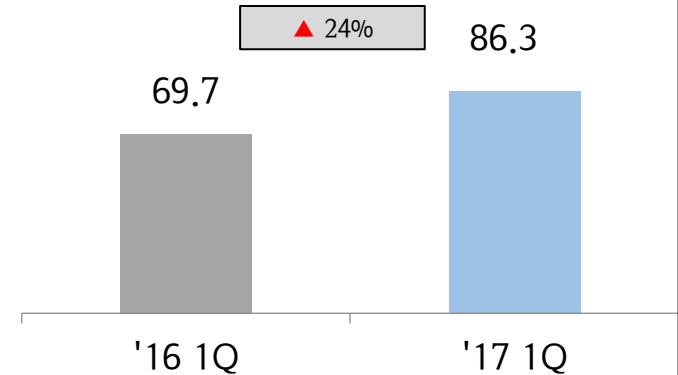
■ NEW ORDERS

(Unit: KRW in billion)



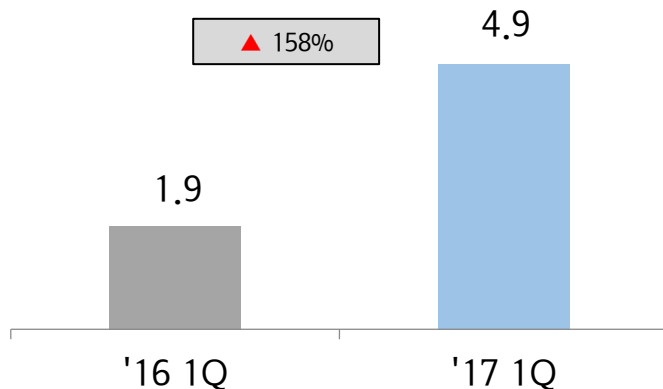
■ SALES

(Unit: KRW in billion)



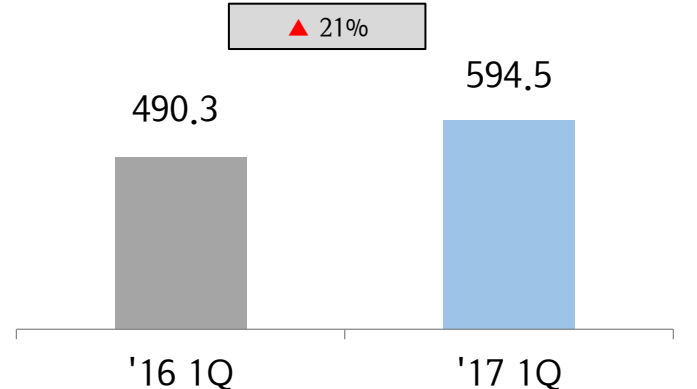
■ OPERATING PROFIT

(Unit: KRW in billion)



■ CONTRACTS BALANCE

(Unit: KRW in billion)



**NEW ORDERS**

(Unit: KRW in billion)

DIVISION	2015	2016	2017 1Q
DOMESTIC	141	263	34
OVERSEAS	142	260	(19)
TOTAL	283	523	15

**CONTRACTS BALANCE**

(Unit: KRW in billion)

DIVISION	2015	2016	2017 1Q
DOMESTIC	220	301	302
OVERSEAS	247	365	293
TOTAL	467	666	595

DIVISION	2015	2016	2017 1Q
TBM	160	(29)	(4)
Ground Improvement	56	310	(4)
Others	67	242	23
TOTAL	283	523	15

DIVISION	2015	2016	2017 1Q
TBM	314	144	114
Ground Improvement	63	258	213
Others	90	264	268
TOTAL	467	666	595

(Unit: KRW in billion, except per share)

ACCOUNT	2015	2016	2017 1Q
<b>TOTAL ASSETS</b>	259	299	284
<b>CURRENT ASSETS</b>	177	208	197
<b>NON-CURRENT ASSETS</b>	82	91	87
<b>TOTAL LIABILITIES</b>	121	149	137
<b>CURRENT LIABILITIES</b>	114	142	131
<b>NON-CURRENT LIABILITIES</b>	7	7	6
<b>TOTAL EQUITY</b>	138	149	147
<b>SHARE CAPITAL</b>	5.7	5.7	5.7
<b>DEBT RATIO</b>	87 %	100%	93%
<b>SALES</b>	297	323	86
<b>OPERATING PROFIT</b>	4.0	12.5	4.9
<b>NET INCOME</b>	4.5	11.4	4.9
<b>EARNINGS PER SHARE</b>	₩ 404	₩ 1,007	₩ 432

2020  
Go together  
Get Tomorrow

<http://www.dage.co.kr>

